





-  [Facebook](#)
-  [Pinterest](#)
-  [Etsy](#)
-  [Flickr](#)

THE FELT STUDIO

www.wendybailye.com

COMMISSIONS | ARTWORK | WEARABLES

NEWSLETTER - JUNE 2013

Hello to you all!

Well the year has started with a bang...actually a bang, bang, bang! Classes have begun for the year and we have already had our first International tutor for the year, teaching in the studio. Liz Clay delivered a wonderful four days on Couture Felt Processes and also a pleated scarf workshop. Liz is the past president of the International Feltmakers Association. We have had a lovely two weeks together and it is quite a fun activity to pretend you are a visitor in your own area and find interesting things to do and see. The Mt Coot-tha Botanical Gardens are a must see. In the greenhouse dome the heliconias were lovely and the cacao and vanilla beans were "podding" lots of inspiration there! The fern and cactus displays were equally inspiring. We also took a trip to beautiful Stradbroke Island-my all time favourite place-especially enjoyed the gorge walk. Keep your eye on my website for some new pictures.

CLASSES 2013

The year's classes have been set and you will find them on my website. Classes are held monthly. This year we have photos for almost every class so it makes it a little easier for you to choose. There are some great new classes and some new takes on some old favourites.



I am also teaching at **Threads and More** at Indooroopilly each month for 2013. www.threadsandmore.com.au

Two lovely classes are planned for **Noosa Regional Gallery** If you are intending going please contact the gallery ASAP. galleries@sunshinecoast.qld.gov.au

IN THE STUDIO

Have been doing some natural dyeing and had great success with my eucalypts, onion skins, rose leaves and fern. The smell of the pot on the boil and wandering about looking through the bush for leaves is always a joy. There is not a day that goes by that I do not appreciate where I live.

FELT FCLASSES at THE FELT STUDIO



Make a bag or this beautiful scarf at one of our new felt classes.

Visit www.wendybailye.com for details of upcoming classes.



GUEST TUTORS

The Felt Studio has exceptional International tutors who come to teach 4 times per year. I am asking guest tutors whose work I have admired for a long time. In fact I want to do a class with each of them so it was a good excuse to ask them to visit! Queensland often misses out on international and interstate tutors, so this is a way to remedy this. It saves us all travelling so far and is more sustainable, plus I get to spend time with some lovely people. It is wonderful what can happen when you are open to new ideas!

Guest Tutor classes for 2013 are as follows:

Pam de Groot : 4 days with a naturally dyed and pieced garment
<http://pamdegroot.blogspot.com.au/> August 1-4th 5 spaces remaining.

Pam has just returned from a huge schedule of teaching overseas. We had a great class with her last year and this class will cement our skills. We will be making a Freedom Construction garment in silk and wool and naturally dyeing it. Don't miss this lovely way of colouring your cloth. After the terrible happenings at the clothing Factory in Bangladesh it reminds us all to be mindful of how our clothing is produced. Handmade and local is beautiful! We have had a few last minute cancellations and we really need a few more students for this class so if you know of anyone who may be interested could you please pass this email on.

Anna Gunnarsdottir from Iceland: 13th/14/15th September teaching wonderful complex template work and pods –make a light or a sculpture or just some samples <http://www.annagunnars.is/>. I have admired Anna's work for many years . She works with wool and sometimes even fish skin leather! She is a wonderful creative artist and her template work is beautiful, 3 spaces remaining.

Jorie Johnson: Japan/USA

Jorie will be coming in October 25/26/27 .Google her to see her lovely work. She is a very, very experienced felt maker of great renown. Jorie is co-author of Fabulous Felted Scarves and Wool Magic. Topic details to be advised. <http://www.joira.com/> Three spaces remaining

The classes will be \$130 per day for Anna , Pam and Jorie Plus BYO materials or purchase from The Studio.

Full details will be provided soon. I have attached a booking form for you with this newsletter or please look on my website.

FELT TECHNIQUES- Some ideas for your felting surface embellishment

The purple, white and black floral wrap to your right....This is a fine smooth felt with a shadowy fabric background and a floral surface pattern over the top. Lay down one solid layer of black needle felt batt as a base. Cover with netting. Wet down in your usual manner. Remove the net. Place layers of very fine white tissue silk georgette (3.5momme) over the wet batting pieces and edges overlapping each other and create small pleats in the fabric for shadowy interest. Cover again with net and flatten fabric with hands. Remove net. Lay a pattern of your choice on the wet



Techniques....



silk surface, Cover with net. Wet down again and then felt in your usual manner.




This is a piece of hard handmade felt that has then been needle felted using an embellishing machine with a fine layer of black wool tops on the surface. It can then, if desired, be wet felted a little more if it is going to be worn (for longevity and so it doesn't pill), or if for a wall hanging left as is. You could use a needle felt tool and the same effect would be achieved as the embellisher.

New Kits with materials now available on my website



Makes it easy to make! All the things you need and full instructions. They make lovely gifts. Thank you all once again, for your feedback and interest in felting. It has been a busy start to the year and it is a little scary that we are one half of the year down already!

Keep your eye out for the latest issue of Felt Magazine, it is due out next week. Rachel Meek and I are now co-editors and we would appreciate your feedback on this issue. It was wonderful fun putting it all together and needless to say a very steep learning curve. We are busy putting the next issue together.



Wendy's work...Latest felt playings!



Pam de Groot Workshop Book Now!



Above are some of Pam's work and some of her students work (the red one dyed synthetically after the class). Would love it if you could join us. It will be a wonderful class. Email me and I will send you full details....

All the best stay safe and keep creating! **Remember...Blessed are the Feltmakers!** Wendyxxx

ART QUOTES

No great artist ever sees things as they really are. If he did, he would cease to be an artist. -Oscar Wilde

Art is the proper task of life. -Friedrich Nietzsche

The arts are not a way to make a living. They are a very human way of making life more bearable. Practicing an art, no matter how well or badly, is a way to make your soul grow, for heaven's sake. Sing in the shower. Dance to the radio. Tell stories. Write a poem to a friend, even a lousy poem. Do it as well as you possible can. You will get an enormous reward. You will have created something." -Kurt Vonnegut

Only put off until tomorrow what you are willing to die having left undone" -Pablo Picasso

"A man should hear a little music, read a little poetry, and see a fine picture every day of his life, in order that worldly cares may not obliterate the sense of the beautiful which God has implanted in the human soul." Goethe



