

THE FELT STUDIO NEWSLETTER

May 2011

Hello to all my felting friends. The year has well and truly begun and I am back in the studio after quite a break. The studio is feeling like home again after such a busy year last year.

Classes have been well attended and some beautiful things have been made. My next round of classes (this week) has two spaces on Thursday due to last minute cancellations. Email me if you are interested. See my website for class and workshop details...There are some spaces for June classes so let me know if you would like to make a booking.

I am in the process of making a series of felting DVD's the first of which will be available (all going to plan) in June. The first DVD is Felting with Fabrics and will be all about using fabrics to felt on and to felt into your work as embellishment. From simple flowers to large wraps you will learn how to create beautiful items of felt with a variety of fabrics as a main ingredient. Full of practical advice, unique information, techniques and hints; you will be able to easily create your own unique felt using this DVD as your guide. You will be shown step by step how to make three separate projects: **a beautiful wrap , an elegant scarf and my trademark silk flower**. Be inspired by a wonderful **gallery of felt work** and some great **demonstrations of special techniques** that will give you lots of new ideas for texture and surface design .The methods are quick ,easy and fun ! Imagine a felt workshop by an experienced tutor in the comfort of your own home-stop and start your instruction at any time! Creating your own felted masterpieces has never been easier.

It is an interesting experience and one I am enjoying immensely. I just have to get over my camera nerves and all will be well!

2011

I will be teaching at Koala Conventions (at Brisbane Girls Grammar School) this year!

2nd-10th July 2011.

Join me for four fabulous two day classes!

Bookings to be made directly with Koala Conventions

www.koalaconventions.com.au

Click on links for class details

[Wonderful Winter Slipper Class with Wendy Bailye](#)

[Artists Journal Cover Class with WendyBailye](#)

[Deux Chapeux Hat workshop with Wendy Bailye](#)

[Funky Tea Cosy with Wendy Bailye](#)



2011

TEACHING FAR AND WIDE


I will be teaching in a few places away from home this year.

If you have a group and venue that you would like me to teach at please send me an email so I can keep you posted if I am in your neck of the woods.

I will be in WA 2nd October-7th October.

Melbourne, at Beautiful Silks - Friday 26th, Saturday 27th, Sunday 28th... August 2011

There are still places available with the Beautiful Silks classes. Please book directly with them (see my website for details) there are three classes, Hat, Slippers and Wrap.



THE FELT STUDIO NEWSLETTER

I will also be teaching with the Victorian Feltmakers in September .Please book directly with them on their website.(or see my website for details)

Friday 16th September 3D TEXTURED FLORAL CUSHION – WENDY BAILYE*

Learn to use a template and make a lovely exquisitely textured 3D floral cushion cover using wool and silk fibres and fabrics with Feltmaker Wendy Bailye. Learn textural techniques that will amaze you. Create your own original felted design and wonderful 3d flower. This technique is also applicable to a range of felted projects, bags, hats, tea cosies etc. The finished size is 45-50 cm.

(Does not include insert)

Date/Time: Friday 16th September, 9.00am - 4.00pm

Cost: \$70 for member / \$80 for nonmembers

**** NEW****

Sunday 18th September FABULOUS FLOWERS – WENDY BAILYE

Learn the fabulous art of felt making with felt artisan Wendy Bailye. Wendy will teach you simple and fun techniques enabling you to quickly and easily make your own unique flowers from handmade felt. Create a vibrant , colourful floral display and then use them to adorn clothing, bags, hair, hats, presents and home wares. You will be amazed at what you can create so effortlessly -these flowers are simply stunning. During the class you will make a variety of beautiful flowers with wool and silk. This class suits beginner to advanced felt makers and sorry, it is guaranteed to turn you into a felt-a-holic!

Date/Time: Sunday 18th September, 9.00am - 4.00pm each day

Cost: \$70 for member / \$80 for non-members

For more information: <http://www.wendybailye.com/>

I am not doing the craft and quilt fairs this year ...

Don't Miss out!

Melbourne Classes 2011



2011

Helpful Felting hint...

If you are felting in a windy place roll up some towels and place around the edges of your piece so that those nasty little gusts do no damage! There is nothing worse than wind and felting (!!)



THE FELT STUDIO NEWSLETTER

11TH SOUTHERN HEMISPHERE FELTING CONVERGENCE 2011



SUNDAY 2ND OCTOBER 2011 TO FRIDAY 7TH
OCTOBER 2011. THIS FULLY RESIDENTIAL
PROGRAM WILL BE HELD AT THE BUNBURY
CATHEDRAL GRAMMAR SCHOOL, BUNBURY,
WESTERN AUSTRALIA

Convergence is a gathering of felt makers and sharing knowledge is the underlying theme. It is four full days of immersion and indulgence in every aspect of felt making suitable for all levels of experience. Anyone interested in felt making and textiles should attend. There is no need to belong to a formal textile organisation or felting group.

Just come along, learn, share, felt and have fun.



<http://feltconvergencebunburywa.blogspot.com/>

I will be demonstrating/ teaching at this event -more details to follow as plans progress. Convergence is SO much fun!



2011

WONDERFUL BOOKS TO PURCHASE - FREE POSTAGE IF YOU BUY BOTH



I have two books available for purchase...

Uniquely felt \$39.95

And Fabulous Felted Scarves \$20

Buy both of these excellent books and I will post them free of charge as I have excess stock from the fairs.

Buy both and get free postage!!!

*Email me now
wendy@wendybailye.com*

THE FELT STUDIO NEWSLETTER

FELT MAGAZINE

I have just finished editing the next edition of Felt Magazine (June/July). Some really interesting articles and techniques and some projects that are really quite quirky too! Don't forget to get your copy it only comes out twice per year!

To the right and below are some new felts. I am so happy to be back creating. The hat has embedded fabric from a lovely voile skirt I snaffled at the op shop. I have had it for years and loved the pattern but it was almost too gorgeous to cut up. It felted in beautifully. I tried different colours of wool under it which gave a lovely shadowy effect.


The next felt is a black wrap with hand dyed silks in all shades of grey, chartreuse and green. I used a variety of fabrics and textures –some with pre felt under for added depth and pattern. I let some of the fabrics extend beyond the edge of the wrap and this gave a nice effect.

The wrap at the bottom with pink flowers was another experiment where I had a silk base and then added wool and then some fabric cut out petals on top. This gave a really wonderful effect that I had not done before. The leaves had a lovely delicate pattern.

There is so much to learn with felting and so many opportunities for experimentation-you can never get bored!

Playing is the most important part of a felt maker's repertoire!

Textile Art Festival is on in Brisbane where I will be teaching and demonstrating in June. The Textile Art Academy is on in June as well and I will be teaching there too. See my website for details..



2011

MORE FELTING HINTS

Make a sample when you are using a new fabric. Try the fabric on a few different background colours of wool so you can see which is nicest. It is worth the effort and also shows you exactly how it will felt in and what the textural effect will be. Each fabric felts differently and every colour you use under the fabric will give a different effect.

Not in a creative mood? Make sheets of felt in a variety of colours to use as pre-felt. This can then be cut up and used on the surface of your work. Make sure to add fabrics and fibres on the top for interest. You can make the felt quite hard and then use a wire brush to bring up the pile on the back so it will felt in. This is a great thing to do if you are not in the mood for creating as you can just do a piece that doesn't have to BE anything. It takes the pressure off. **Enjoy your felt Journey and remember,**

Blessed are the Feltmakers! Wendy

